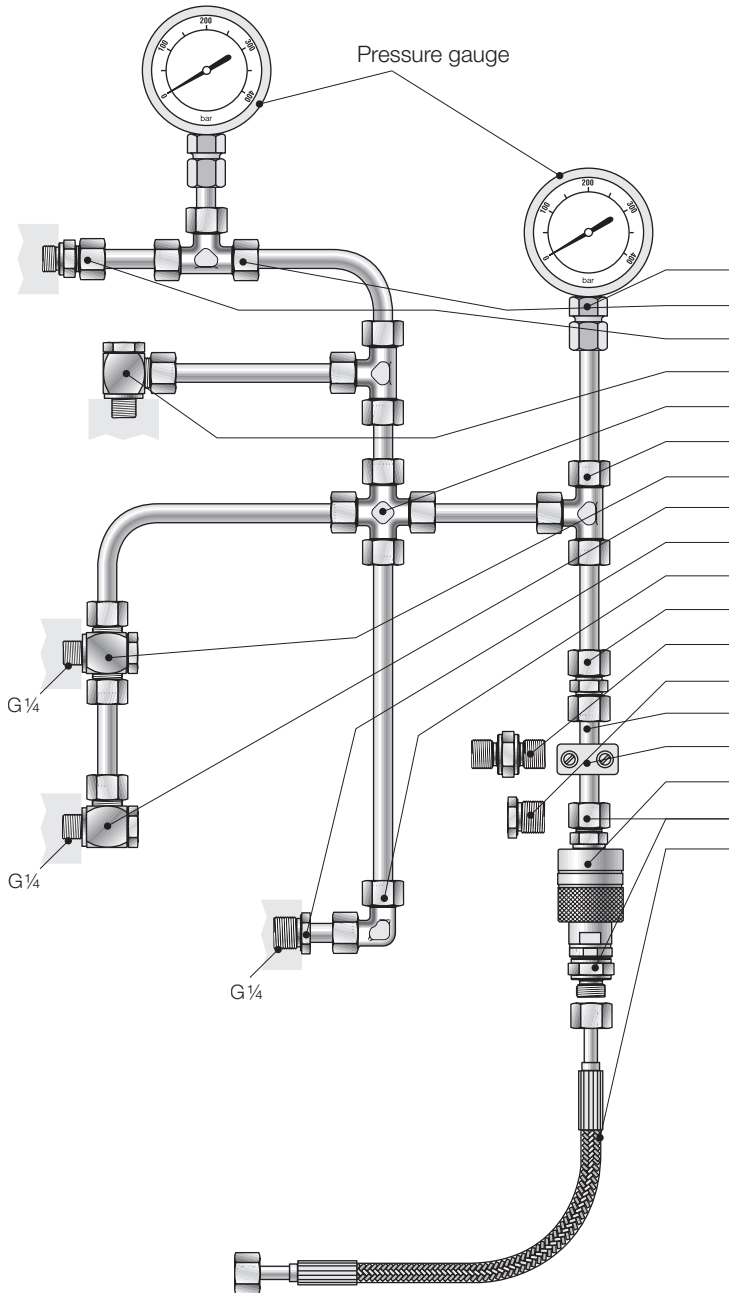




Hydraulic Accessories

Fittings and pipes

max. operating pressure 400 bar, sealing by sealing ring and sealing cone



Designation	Part no.
Pressure gauge union	28005 0023
T-coupling	28009 0001
Tube male stud coupling	28001 0001
Swivel banjo coupling	28029 0002 or 9208 177
Cross-type coupling	28004 0001
T-coupling	28009 0001
T-swivel coupling	28007 0011
Swivel banjo coupling	28029 0002 or 9208 177
Stand pipe union	28006 0001
90° elbow coupling	28019 0017
Straight coupling	28016 0019
Double connector	50491 0016
Screw plug	10908 1008
Pipe DIN 2391, NBK 8 x 1.5	34038 0007
Pipe clamp	21102 0005
Quick disconnect, complete	9384 006
Tube male stud coupling	28001 0001
High-pressure hose ND 4 (see catalogue sheet WZ 11.3800)	
Preferred length 600 mm	27001 0131
Preferred length 800 mm	27001 0133
Preferred length 1200 mm	27001 0137
Preferred length 1600 mm	27001 0141

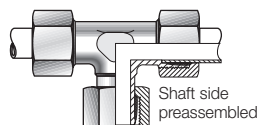
Individual hose lengths by code for part numbers
see catalogue sheet WZ 11.3800

Straight coupling



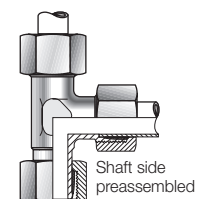
Type	Pipe Ø [mm]	Part no.
G 6-PS	6	28016 0018
G 8-PS	8	28016 0019
G 12-PS	12	28016 0021
G 16-PS	16	28016 0023

T-coupling



Type	Connection	Part no.
EVT 6-PS	M14 x 1.5 mm	28026 0008
EVT 8-PS	M16 x 1.5 mm	28026 0009
EVT 12-PS	M20 x 1.5 mm	28026 0003

L-coupling

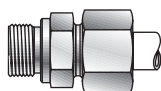


Type	Connection	Part no.
EVL 6-PS	M14 x 1.5 mm	28014 0011
EVL 8-PS	M16 x 1.5 mm	28014 0012
EVL 12-PS	M20 x 1.5 mm	28014 0014

Fittings and pipes

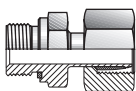
max. operating pressure 400 bar

Tube male stud coupling



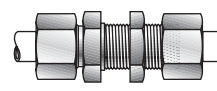
Type	Connection	Part no.
GE 6-PSR	G ¼	28001 0004
GE 8-PSR	G ¼	28001 0001
GE 12-PSR	G ⅜	28001 0006
GE 16-PSR	G ½	28001 0007
GE 6-LR (400 bar)	G ⅛	28001 0009

Stand pipe union



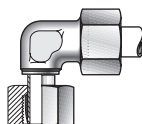
Type	Pipe Ø	Connection	Part no.
EVGE 6-PS	6 mm	G ¼	28006 0005
EVGE 8-PS	8 mm	G ¼	28006 0001
EVGE 12-PS	12 mm	G ⅜	28006 0006
EVGE 16-PS	16 mm	G ½	28006 0010
EVGE 6-LR	6 mm	G ⅛	28006 0014

Straight bulk head fitting



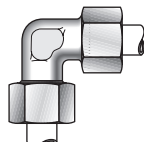
Type	Pipe Ø [mm]	Part no.
SV 6-PS	6	28003 0002
SV 8-PS	8	28003 0003
SV 12-PS	12	28003 0005
G 16-PS	16	28016 0023

90° elbow coupling, adjustable




Type	Connection	Part no.
EVW 6-PS	M14 x 1.5 mm	28013 0011
EVW 8-PS	M16 x 1.5 mm	28013 0012
EVW 12-PS	M20 x 1.5 mm	28013 0014

90° elbow coupling



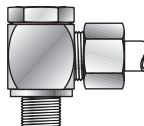
Type	Pipe Ø [mm]	Part no.
W 6-PS	6	28019 0016
W 8-PS	8	28019 0017
W 12-PS	12	28019 0019
W 16-PS	16	28019 0021

90° elbow bulkhead fitting



Type	Pipe Ø [mm]	Part no.
WSV 6-PS	6	28020 0006
WSV 8-PS	8	28020 0008
WSV 12-PS	12	28020 0012

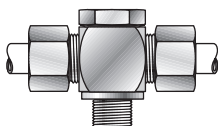
90° swivel banjo coupling



Type	Connection	Part no.
WH 6-PSR	G ¼	28029 0001
WH 6-LR (400 bar)	G ⅛	28030 0012
WH 8-PSR	G ¼	28029 0002
WH 12-PSR	G ⅜	28029 0004
WH 16-PSR	G ½	28029 0006
SVH 8 SR ED*		9208 177
Angle swivel joint		9208 176

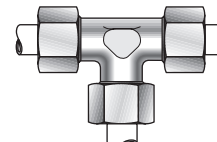
* e. g. for forging applications

T-swivel coupling



Type	Connection	Part no.
TH 6-PSR	G ¼	28007 0010
TH 8-PSR	G ¼	28007 0011
TH 12-PSR	G ⅜	28007 0013
TH 16-PSR	G ½	28007 0015
TH 6-LR	G ⅛	28007 0016

T-coupling



Type	Pipe Ø [mm]	Part no.
T 6-PS	6	28009 0002
T 8-PS	8	28009 0001
T 12-PS	12	28009 0005
T 16-PS	16	28009 0006

Screw plug



Type	Connection	Part no.
VSTI 1/8 ED	G ⅛	10908 1008
VSTI 1/4 ED	G ¼	10908 1009
VSTI 3/8 ED	G ⅜	10908 1010
VSTI 1/2 ED	G ½	10908 1011
VSTI 1/8 ED FKM	G ⅛	10908 2004
VSTI 1/4 ED FKM	G ¼	10908 2005
VSTI 3/8 ED FKM	G ⅜	10908 2006
VSTI 1/2 ED FKM	G ½	10908 2008

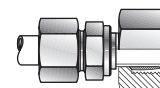
Thread reducing adapter



Type	Part no.
RI 1/4 x 3/8	12616 0001
RI 3/8 x 1/4	12616 0012
RI 3/8 x 1/2	12616 0013
RI 1/2 x 1/4	12616 0014
RI 1/2 x 3/8	12616 0015
RI 1/4 x 1/8	12616 0021
RI 1/8 x 1/4	12616 0025

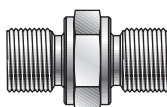
RI = screw-in thread

Reducer with sealing cone



Type	Part no.
RED 8/ 6-PS	28002 0004
RED 12/ 6-PS	28002 0008
RED 12/ 8-PS	28002 0010
RED 16/ 6-PS	28002 0014
RED 16/ 8-PS	28002 0015
RED 16/12-PS	28002 0016

Double connector



Connection	Part no.
G ¼ - G ¼	50491 0016
G ¼ - G ⅜	50491 0018
G ⅜ - G ⅜	50491 0022
G ⅛ - G ¼	79217 0013

Stainless steel pipe



Dimensions [mm]	Part no.
Ø 6 x 1.0	34038 1001
Ø 8 x 1.5	34038 1004
Ø 8 x 2.0	34038 1005

Pipe



Dimensions [mm]	Part no.
Ø 6 x 1.0	34038 0003
Ø 8 x 1.5	34038 0007
Ø 8 x 2.0	34038 0008
Ø 12 x 2.0	34038 0013
Ø 12 x 2.5	34038 0044
Ø 16 x 3.0	34038 0056